


WELCOME TO TAFE SA



[TAFESA.EDU.AU/INT](https://www.tafesa.edu.au/int)



tafesa



Government of
South Australia



CONTENTS

NEW INTERNATIONAL STUDENT CHECKLIST 2

STUDYING AT TAFE SA 4

TAFE SA STUDENT SUCCESS & WELLBEING 16

STUDENT SUPPORT 18

ICT PRODUCTS AND INFORMATION 26

VISA AND WORKING 30

LIFE IN ADELAIDE 32

HEALTH AND SAFETY 42

ACKNOWLEDGEMENT OF COUNTRY

TAFE SA acknowledges the traditional owners of the land. It is a privilege to be sharing this land on which we live, work and learn.

We recognise that this land has always been a place of teaching, learning and knowledge sharing. We acknowledge the deep and enduring spiritual connection the First Nation's people have to this land and their ongoing contributions to education.

TAFE SA recognises that Aboriginal and Torres Strait Islanders have maintained their culture, heritage, beliefs, languages, and lores and these are of ongoing importance.

We commit ourselves to learning from the wisdom and knowledge of the Traditional Owners and to fostering a spirit of respect, inclusivity, and reconciliation within our community.

NEW INTERNATIONAL STUDENT CHECKLIST

ORIENTATION AND COURSE INDUCTION

- Once arrived in Australia, apply for Unique Student Identifier (USI)
- Attend the International Student Orientation
- Attend academic counselling with lecturer, if requested
- Attend course induction
- If applicable, discuss credit transfer and/or Recognition of Prior Learning at Academic Counselling session
- Inform lecturer of any university package
- Receive study plan and timetable
- Register in Course Registration Numbers (CRNs)
- Arrange Student ID card (refer to website for instructions)
- Follow TAFE SA and TAFE SA International social media accounts to keep up to date with news and events
- Join TAFE SA International Student Facebook group
- Contact International Student Support Consultant with any queries or if support is required
- Set up IT network account to access online learning systems
- Once in Australia, update Emergency Contact Details in MyTAFE SA.

READ AND UNDERSTAND THE POLICIES AND RULES FOR BEING AN INTERNATIONAL STUDENT AT TAFE SA

(available on the TAFE SA International website – Policies and Responsibilities page)

- Complaints and Appeals
- Conditions of Enrolment
- Course Progress and Attendance
- Critical Incidents
- Deferral, Suspension and Cancellation of Studies
- Fees and Charges
- Recognition of Prior Learning (Course Credit)
- Transfer of Provider
- Withdrawals and Refunds
- Other TAFE SA Policies (including Academic Integrity, Student Code of Behaviour, and more).



VISA CONDITIONS

(please refer to the Department of Home Affairs website)

- Being aware of the conditions of the student visa, including not being able to work until classes have started, as well as being restricted to 48 hours per fortnight whilst the course is in session during the formal published TAFE SA term/semester dates.
- Converting to a student visa in a timely manner, or notify TAFE SA of the intent not to apply for a student visa, to enable cancellation of COE.
- Updating address and other contact details in MyTAFE SA self-service account, within 7 days of any changes.
- Maintaining the Overseas Student Health Cover (OSHC) for the entire duration of enrolment and student visa.



STUDYING AT TAFE SA

ENROLMENT AND REGISTRATION INFORMATION

The Letter of Offer contains the international student enrolment terms and conditions, and details of the tuition fee refund and complaints appeals and other policies. By accepting a place at TAFE SA you agree to these conditions and policies.

Following your Orientation Session, you will attend a Course Induction Session with your course lecturers. At this induction you will also receive course counselling to determine the units or subjects that you will register in and your timetable for the semester course.

Please ensure that you complete all enrolment sections so that we may support any specific study requirements you have. You are registered in a course and classes once you complete your registration following your course counselling.

You are encouraged to disclose any disability or ongoing health/medical condition that may require support. We can help you develop a personal access plan that will assist in your study success.

You must maintain your enrolment in the course for which you have received a Confirmation of Enrolment (COE) within the dates indicated on the COE. Please contact the International Student Support Consultant for any requested changes to your enrolment.

STUDENT CODE OF BEHAVIOUR

TAFE SA is committed to providing students with a safe, supportive and intellectually challenging study environment. Students enrolled in TAFE SA will share classes and facilities with staff and other students. It is expected that students will behave in a manner that is acceptable to the wider community.

TAFE SA values:

- > difference and diversity
- > respect and cooperation
- > tolerance
- > academic debate
- > freedom of expression balanced with social responsibility.

While on any campus or engaged in any TAFE SA sponsored activity, all students, staff, contract staff and visitors are expected to behave in a considerate and courteous manner when dealing with other staff, students and members of the public.

Unacceptable behaviour can hinder the academic progress or work performance of others. Where behaviour is disruptive or unacceptable, disciplinary action will be taken. A lecturer may ask you to leave the classroom or refuse entry to a classroom if your behaviour is disruptive or dangerous.

For more information about the Student Code of Behaviour please visit tafesa.edu.au/apply-enrol/before-starting/student-policies/student-code

66

The reason I chose TAFE SA is because it provided me with so many career development options and opportunities. The skills they provide to a student is very useful in the outside world.

**NEEL – KENYA
TAFE SA INTERNATIONAL GRADUATE**

99



TAFE SA expects its students to:

- > treat other students and staff with respect so as not to compromise their health, safety, privacy and welfare;
- > contribute to the orderly, effective and safe functioning of TAFE SA;
- > follow the occupational health, safety and welfare policies and procedures;
- > comply with all lawful directions given by staff while on TAFE SA property or engaged in a TAFE SA controlled or sponsored activity;
- > comply with TAFE SA's commitment to the prevention and elimination of unlawful discrimination;
- > abstain from bullying, harassing, and any other unlawful activity or behaviour whilst on TAFE SA property or engaged in a TAFE SA controlled or sponsored activity, including the online environment;
- > access and use only that TAFE SA property to which they are entitled to and qualified to use and to use it in a careful and responsible way;
- > adhere to program requirements and class norms established in class;
- > ensure that information of, or held by, TAFE SA or other students is not accessed, used or published inappropriately;
- > make timely payment of any fee, charge or penalty imposed by TAFE SA; and
- > maintain contact and personal information via the myTAFE SA self-service account.

Further details relating to conduct and discipline will be available during orientation and induction and is available on the TAFE SA website.



6.

RACISM

TAFE SA is firmly committed to providing a workplace, teaching and learning environment which is free from racism. Racism not only denies a person's fundamental human right to respect, it reduces their opportunity to gain a fair share of society's valued resources such as education and employment.

Racial harassment is the expression or attitude of behaviour based on false assumptions of social myths or superiority of one race or culture over another.

Examples of racial prejudice or harassment may include name calling, racist graffiti, demeaning jokes concerning a person's racial or ethnic background and in extreme cases, physical assault.

DISCRIMINATION

Direct discrimination is treating someone less favourably on the grounds of their age, gender, sexual orientation, religion, race, pregnancy status or other identifiable group covered in equal opportunity legislation. Indirect discrimination is where everyone is treated the same regardless of their circumstances, with the result that one group is disadvantaged.

Discrimination may take different forms and may affect your ability to participate in or succeed in your chosen course of study. This may include harassment and bullying by a staff member or other students.

For further information please visit tafesa.edu.au/apply-enrol/before-starting/student-policies/discrimination-policy



PRIVACY

TAFE SA is required to collect and store your personal information in order to administer your application and enrolment, to monitor your academic progress and to provide other services. TAFE SA will ensure that information collected from you is not excessive and is only used for the purpose for which it is collected.

Your personal information, provided to TAFE SA, may be made available to the Overseas Student Health Care provider, pathway educational providers, and Commonwealth and State agencies pursuant to obligations under the Education Services for Overseas Students Act 2000 (the ESOS Act) and the National Code of Practice for Providers of Education and Training to Overseas Students 2018 (the National Code), and to any contractor/s engaged by TAFE SA to provide advice or services in connection with any aspect of TAFE SA's international student program or operation. The release of your personal information will also be in accordance with the South Australian Government Information Privacy Principles.

SUSTAINABILITY

TAFE SA is committed to ensuring that our actions and philosophies are environmentally sound, economically viable and socially equitable.

USI AND ID CARDS

UNIQUE STUDENT IDENTIFIER (USI)

Your USI is your individual education number which creates an online record of your Australian education.

As a new international student undertaking nationally recognised training, you need a USI in order to register in courses and to receive your qualification or statement of attainment. If you don't have a USI you will not be able to register for classes, receive a student ID card, or obtain a parchment on completion. If you have already been studying at another institution you may already have a USI. That USI will be the same one you use for TAFE SA.

To register for a USI, or check to see if you already have one, please refer to usi.gov.au/students

STUDENT IDENTIFICATION (ID) CARD

After registration you can arrange your student ID card. This card enables you to access many services including photocopying, printing, library loans, computer and internet login, and travel concessions.

Refer to website for instructions to arrange and obtain your student ID card. No refunds will be granted for any photocopy credits placed on this card. Should you lose your card and request a new one, charges may apply.

NATIONAL RECOGNITION

National recognition is the recognition and acceptance by a Registered Training Organisation (RTO) of Australian Qualifications Framework Qualification Parchments and Statements of Attainment issued by another RTO in Australia.

TAFE SA accepts Australian Qualifications Framework Qualification Parchments and Statements of Attainment issued by other RTOs. There are no fees for national recognition.

INTERNET USER AGREEMENT

When you complete your enrolment you will be agreeing to abide by the internet user agreement. Information technology resources at TAFE SA are to be used in a responsible manner for study purposes only. TAFE SA monitors internet use and action will be taken for inappropriate use. Visit tafesa.edu.au/apply-enrol/before-starting/student-policies/internet-user-agreement

LIBRARY USE

When you complete your enrolment you are agreeing to return by the prescribed due date any resources lent to you by the libraries of TAFE SA. You are also agreeing to pay for any damage, replacement or loss of resources lent to you by TAFE SA libraries. Failure to do so will result in a loss of library privileges and may prevent you from re-enrolling in a TAFE SA course. Your results may be withheld until the resources are replaced or paid for.



“

TAFE SA allowed me to learn in an environment where everyone is respected and appreciated.

**CALVIN – INDONESIA
TAFE SA INTERNATIONAL
GRADUATE**

”

FEEDBACK AND COMPLAINTS

TAFE SA is committed to listening and responding to what you as a student have to say, so that we can continuously improve our services to you.

TAFE SA will listen with respect to your feedback, treat all feedback confidentially, and take appropriate action.

Your feedback is welcome and helps TAFE SA to improve services to you. We like to hear about service that exceeds your expectations too.

All international students can appeal decisions they disagree with or that they think are unreasonable. This includes when TAFE SA has informed an international student of the intention to report (and cancel the enrolment) due to a breach of policy or visa condition. Students can appeal using the TAFE SA internal process as outlined in the International Student Appeal Flowchart. More details about this process will be given during orientation and induction.

After the internal appeal, if you are still not happy with the decision you can appeal to the Ombudsman SA, the TAFE SA international student external agency for complaints.

For more information on the external complaint process please contact Ombudsman SA on 8226 8699 or toll free 1800 182 150 (outside metro SA only). You may also wish to review the Ombudsman SA website.

For further details of the complaints and appeal process refer to tafesa.edu.au/int-complaints

UNIVERSITY PACKAGED OFFERS AND UNIVERSITY ARTICULATION

TAFE SA has partnered with the University of South Australia, the University of Adelaide and Flinders University to provide packaged offers in a variety of fields.

This allows students to apply for and accept a joint packaged offer with a local South Australian university, and upon successful completion of a TAFE SA qualification, the student is eligible for a guaranteed entry into a nominated university bachelor program. Further details about the available packages are located at tafesa.edu.au/int-uni-pathway

RECOGNITION OF PRIOR LEARNING (RPL)

Recognition of Prior Learning (RPL) is an assessment process that determines whether your skills, knowledge and experience align to those required by one or more units of competency, based on what you have learnt through your work and life experience. You may have developed your skills and knowledge through a combination of work experience; life experience, such as community involvement or previous training and education. Fees apply.

For further information, refer to tafesa.edu.au/int-rpl

CREDIT TRANSFER

Credit transfer is the formal recognition of studies undertaken elsewhere. TAFE SA has formal credit transfer arrangements in place with the university sector. Status granted through credit transfer is recorded on your student academic record. There are no fees when applying for recognition through credit transfer. Credit transfer is only available for higher education courses (such as the Associate Degrees or Bachelor courses).

For further information, refer to tafesa.edu.au/int-rpl

MODES OF STUDY

All international students at TAFE SA will be required to study on campus in face-to-face mode. Courses may also be delivered in blended modes including face to face and online learning platform.



TEACHING AND ASSESSMENT METHODOLOGY

Within Australian educational institutions, teaching is considered a two way communication and students are encouraged to discuss and actively participate in their learning.

If you need assistance in doing assignments, research or presentations, contact your lecturer. They can suggest ways to help you become a better and successful student.

Remember, it is up to you to communicate with your lecturers if you have any difficulties about your studies. Never leave it too late!

Assessment of learning can be done by formal tests where you will demonstrate your writing, speaking and listening skills. These tests will gauge your understanding of the information provided and may take the form of a presentation, research assignment and/or written report. You will have opportunities to complete these individually and/or in groups.

At times you will be required to present information to fellow classmates and be assessed on their presentation skills. We understand that this can be difficult for international students, as it is culturally different to what happens in their own countries, but it is a useful learning tool – particularly when learning the complexities of a new language.

ASSIGNMENTS, HOMEWORK AND EXAMINATIONS

In addition to classroom lessons, students are expected to complete homework and extra study in their own time.

Assignments are set for most courses/units to test learning and it is expected that students will complete assignments within given time frames.

Exams and/or tests are held in some courses at various stages to provide both lecturers and students with validation of their learning. These tests can be part of the overall awarding for certification for a program.

For further information on assessments at TAFE SA see tafesa.edu.au/student-policies/assessment

WORK PLACEMENTS / WORK-BASED PROJECTS

Some TAFE SA courses have one or more work placements (sometimes referred to as vocational placement, clinical placement, industry placement or work-based training) included as part of the course requirements.

These placements give you first-hand experience of the workplace, allowing you to test your skills and make valuable industry connections.

Alternatively, or in addition to, a number of TAFE SA courses offer opportunities to undertake work-based projects, or projects with an industry partner. These projects give students an opportunity to gain practical experience on real-world issues within the context of their chosen course and career.

Not all courses offer work placements or work-based projects so be sure to check out the course information for your chosen course at tafesa.edu.au/international-courses

ACADEMIC INTEGRITY AND MISCONDUCT

Academic Integrity means acting with honesty, trust, fairness, respect, responsibility and courage in your learning, even when faced with difficult situations. You can show academic integrity by:

- > Working independently and submitting your own work
- > Always acting ethically or doing the 'right thing'
- > Referring to someone else's ideas or words by acknowledging them correctly through the referencing system for your course (e.g., Harvard Referencing)
- > Following copyright and privacy laws when using information.

Academic misconduct is acting dishonestly in an assessment task or examination in order to gain an unfair advantage for yourself or other students.

- > Any form of cheating means that you could miss important professional knowledge and practice needed for you to succeed in your career.
- > Academic misconduct includes: Plagiarism; Collusion; Contract cheating; Bribery or coercion; Fabrication or falsification of data.

For more information visit students.tafesa.edu.au/feedback-rights/student-policies/academic-integrity

I learned about different food, culture, their festivals, the clothes, and of course the places you can visit.

GURJOT KAUR – INDIA
TAFE SA INTERNATIONAL GRADUATE



EDUCATION FOR OVERSEAS STUDENTS (ESOS)

The Australian Government wants overseas students in Australia to have a safe, enjoyable and rewarding place to study. Australia's laws promote quality education and consumer protection for overseas students. These laws are known as the ESOS framework and they include the ESOS Act 2000 and the National Code.

For further details visit internationaleducation.gov.au

ATTENDANCE

You must attend every unit/class as listed in your timetable and determined by your lecturer. 100% attendance is expected for all international students to ensure academic success.

ELICOS students whose attendance falls below 80% may be reported to the Department of Home Affairs for unsatisfactory attendance. This may result in the cancellation of your enrolment.

Futher information is outlined in the International Students Policy (Attendance and Course Progress). For further details refer to tafesa.edu.au/progress

In circumstances where you will be absent or late:

SICKNESS

If you are sick, you should have a doctor's certificate to support your absence. Sickness is also marked as absent. It reduces your attendance rate.

IN CLASS ATTENDANCE

If you leave class early, arrive late, or are absent during class your attendance will be recorded for the minutes of your attendance at that class.

OTHER APPOINTMENTS

Use time after classes for doctors, looking for accommodation, and other personal or work commitments.



PROGRESS

You must ensure that you maintain satisfactory course progress in the courses you are enrolled in. Satisfactory course progress is at least 70% of the course requirement for a study period, for all VET and ELICOS courses, and at least 50% for higher education courses.

Course progress is monitored by TAFE SA to ensure that students are on track to complete their course in the expected duration. The monitoring of course progress also identifies any students at risk of not progressing and alerts TAFE SA staff to provide support mechanisms to assist students to be successful in their studies.

Students may be sent an Intention to Report to the Department of Home Affairs for unsatisfactory course progress. This process may result in the cancellation of your enrolment. Cancellation of your enrolment may then affect your student visa.

PARCHMENTS

After successful completion of your qualification/s at TAFE SA, you will be eligible for a parchment.

Your program area will provide you with advice about this at the relevant time. English Language Intensive Course for Overseas Students (ELICOS) students do not receive parchments but will receive a Statement of Results.

For further details, please refer to tafesa.edu.au/services/parchments-results

DEFERRALS

International students can apply to defer (or temporarily suspend) their studies on medical, compassionate grounds or other limited circumstances, as below. This can be done either prior to commencement/arrival at TAFE SA or during their studies.

For continuing students, absences of less than two weeks are considered a leave of absence and can be approved by the relevant program area. Absences of more than two weeks are considered a deferral and require approval by the International Unit. Typically, students with an approved deferral of longer than two weeks, would recommence their studies at the next available term or semester for their course.

REQUESTING A DEFERRAL (OR SUSPENSION) OF STUDIES

New students: contact the International Unit to have your application re-assessed and Letter of Offer re-issued. There is no guarantee that a place can be held, particularly in courses with competitive entry.

Current students: you must submit the Request for Withdrawal/Release/Deferral Form to the International Unit.

The allowed circumstances for deferrals are, but not limited to:

- > compassionate and compelling circumstances out of control of the student and may have an impact on course progress;
- > serious illness or injury – a medical certificate must state clearly that the student was unable to attend classes;
- > bereavement – the death of close family members such as parents or grandparents. Where possible a death certificate should be supplied;

- > major political upheaval or natural disaster in the home country which requires the student to return (emergency travel) and this has impacted on studies;
- > traumatic experience – for example, being involved in or witnessing an accident or witnessing an accident or a crime and this had had a negative impact on studies (in these cases police or psychologist's reports are required);
- > where TAFE SA cannot offer a student a unit due to timetabling of pre-requisite units;
- > inability to begin studying on the course commencement date due to a delay in receiving a student visa.

A deferral may result in changes to the duration of your course/s, fees, or course offerings. In cases where the course end date extends beyond the original course, a revised COE/s may also affect your student visa. Students should always seek advice from the Department of Home Affairs about their specific requirements.

TAFE SA will inform the student of the deferral request outcome in writing, via email. A student may seek to appeal the decision where the deferral has not been granted and must do so in accordance to the appeals procedure outlined in the Complaints and Appeals section on the TAFE SA International website – tafesa.edu.au/int-complaints

SUSPENSION OR CANCELLATIONS OF ENROLMENT

TAFE SA may suspend or cancel the enrolment of a student on the grounds of:

- > unsatisfactory academic progression under the International Students Policy (Attendance and Course Progress), including:
 - where a student is deemed to be disengaging with their studies and an intervention strategy has been implemented to support and improve their academic progress;
 - where a student is under-enrolling (taking less than a normal load without good reason) despite advice from TAFE SA;
 - unsatisfactory course attendance under the International Students Policy (Attendance and Course Progress);
 - where the student is absent from their course without approval for more than two consecutive weeks in a semester;
- > there are compassionate and/or compelling circumstances;
- > where a student has a rejected application for deferral or leave of studies but ceases to continue participation;
- > academic and non-academic misconduct under the TAFE SA Assessment Policy, or TAFE SA Student Behaviour and Disciplinary Policy;
- > non-payment of tuition fees;
- > where it becomes evident that the student has behaved improperly or provided false documentation as part of the international application and enrolment process;

SUSPENSION OR CANCELLATIONS OF ENROLMENT (CONT.)

- > all subsequent enrolments will be cancelled where a student's enrolment in any course has been cancelled regardless of who initiated the cancellation (TAFE SA or the student); and/or
- > the student is deceased.

Passive withdrawal situations which may also result in a student's enrolment to be cancelled are:

- > a student's non-commencement of studies; and
- > a student failing to return to studies after an approved term/semester break, deferral (or suspension) of studies, or holiday without notifying TAFE SA.

In most cases (except passive/inactive withdrawal situations), to notify students that TAFE SA intends to cancel their enrolment, a student will be issued with an Intention to Report to Suspend or Cancel Enrolment Letter (or email). Students will be given 20 working days to appeal this decision as per the Complaints and Appeals section on the TAFE SA International website – Policies and Responsibilities page.

Further details on student enrolments and when they may be suspended or cancelled can be found on tafesa.edu.au/suspension

RELEASES/TRANSFER TO ANOTHER PROVIDER

All International students are required to complete six months of their principal course of study. The principal course of study refers to the main course of study, usually the final course within a package, and is the course for which the student visa has been granted for.

If a student has not completed six months of their principal course they will need to apply to be released from their study.

Details about the allowable grounds for release and how to apply for a release/transfer can be found on tafesa.edu.au/transfer-provider

Releases are not automatically granted and will be assessed against the International Students Policy (Admissions and Enrolment).

There is no administration fee to apply for a release from TAFE SA.



FEES POLICY

International students enrolled in a TAFE SA Award course and/or ELICOS program will pay the full fee prior to each semester in which the student is enrolled. If payment is not made you may not be allowed to attend classes and a hold may be placed on your course registration. Students will be sent an Intention to Report to the Department of Home Affairs for non-payment of fees. Students will have 20 working days to settle the account or be reported to Home Affairs and COE cancelled. Cancellation may affect your student visa.

Tuition fees are invoiced and must be paid prior to the start of each semester. Payments can be made by bank transfer or credit card via your myTAFESA account.

Fees must be paid for repeat subjects or components of repeat subjects.

In addition to the tuition fees, you may be required to pay administration fees and charges, including late payment fees. Such fees are outlined in the below website.

Depending on your course, there may be other course related fees that you will be required to pay or further products/ services that you will need purchase. Please refer to the International Course page on the TAFE SA website for applicable fees. Your program area will provide details on non-tuition fees, such as uniform, equipment and textbooks at your Induction.

For further details refer to tafesa.edu.au/int-fees-refunds



TAFE SA STUDENT SUCCESS & WELLBEING

WITH YOU ON THE JOURNEY TO YOUR GOALS

STUDENT COUNSELLING

Helping build the resilience and wellbeing you need for life's ups and downs.

- > Dealing with study stress
- > Motivation and organising your time
- > Feeling anxious or depressed
- > Relationship issues or conflict
- > Financial or welfare issues
- > Coping with change or crisis.

Free and confidential services are available face-to-face on most sites. Appointments are also available by phone or MS Teams.

If you are experiencing a mental health emergency call:
24-hour Mental Health Triage Service **13 14 65**
or Lifeline **13 11 14**.

TAFESA.EDU.AU/SERVICES

1800 882 661 | COUNSELLING@TAFESA.EDU.AU

If you are a person who is Deaf, hard of hearing or have a speech impairment, contact us through the National Relay Service accesshub.gov.au

CAREER CONFIDENCE

- > Identify your strengths and goals
- > Explore career opportunities and pathways
- > Help with career decision making and putting your plan into action
- > Seeking guidance for your resume, cover letter and interview preparation.

DISABILITY AND INCLUSION

To assist students living with disability, medical conditions or mental health achieve their learning goals.

- > Information, support and advice
- > Access plans and reasonable adjustments
- > Specialised services such as AUSLAN interpreting and assistive technologies.





SUPPORT AND COUNSELLING

The welfare of international students at TAFE SA is very important to us. All international students have access to a counselling and support services to assist with any problems you may face – either academic or personal.

International students also have access to advisory services outside of TAFE SA, and may be referred to these by TAFE SA staff when necessary. There is no charge for any referrals made by TAFE SA to these outside services on your behalf.

Students often have concerns regarding their study, accommodation, the use of resources and facilities, loneliness, homesickness, relationships, health and general wellbeing. If you have any problems, questions or concerns – seek help as soon as you can. The quicker that you talk to someone, the sooner the problem can be solved. Concerns and worries make it harder for you to be a successful and happy student. You can make an appointment with a Student Success and Wellbeing Counsellor Student Counselling and Inclusion via the Library/ Student Hub on campus.

Being a student can be a challenging time and many students do not seek access support services for a range of reasons including time pressures, not knowing where to go for help and feeling embarrassed. Providing Accessing support and resources online means students will be able to can get the help they need to improve their wellbeing and be able to study more effectively.

To book an appointment with the International Student Support Consultant visit tafesa.edu.au/international/int-support-services

TAFE SA provides students with a wide range of support to help you succeed whilst you are studying. To access the full suite of student support services, book an appointment with a TAFE SA Student Success and Wellbeing Counsellor, for an onsite or online appointment.

To make an appointment please visit students.tafesa.edu.au/getting-help/counselling

ACCESS AND EQUITY

TAFE SA is committed to the provision of a safe and inclusive teaching and learning environment that is free from discrimination and harassment.

If you require assistance to support your study because of a disability or ongoing health/ medical condition, Students living with disability, medical conditions or mental health TAFE SA will help you can develop a personal TAFE SA Access Plan. Staff are available to confidentially discuss support at any stage of your studies.

For assistance and further information contact Student Success and Wellbeing Counselling and Inclusion on your campus via the Library/Student Hub.

ACADEMIC AND LEARNING SUPPORT


Study support is available through the Library and Study Skills Hub. These services are available at some metropolitan campuses and online through bookable appointments or drop in sessions.

Library staff are here to help you find the most up-to-date, accurate and detailed information available for your assignments and to support you through your study journey. Ask our librarians for help via email, chat or personal appointment.

The Library and Study Skills Hub can offer help with:

- > Managing your time and getting organised for study
- > Note taking and class preparation
- > Undertaking assessment tasks
- > Writing essays and reports
- > Presentations and group work
- > Online learning, including Learn and general computer use
- > Reading, writing, and understanding assignment questions
- > Referencing and bibliographies
- > Learning how to check your grammar and self-editing.

Both campus drop-in sessions and campus appointments are available.



For information, resources and to book appointments please visit:

- > **Libraries** students.tafesa.edu.au/student-life/
- > **Study Skills Hub** students.tafesa.edu.au/getting-help/study-hubs
- > **Learning Support** students.tafesa.edu.au/getting-help/learning-support

STUDY SKILLS HUBS AT TAFE SA

Bring your work, get some help, and build your study confidence. Study Skills Hubs are available at some metropolitan campuses and also available online through bookable appointments or drop-in sessions.

CAREERS AND JOBS

Get support for your career planning and job preparation. TAFE SA Career Services can support you with resume, cover letter, interview preparation, looking for volunteer and networking opportunities and job search.

For information visit students.tafesa.edu.au/getting-help/career-support

Visit the TAFE SA Jobs Board student website – careers support page which support for assistance with resumes, job search and interview preparation. The TAFE SA Jobs Board connects students and graduates with employment opportunities, and helps employers attract and recruit TAFE SA students and graduates for their organisation.

Visit students.tafesa.edu.au/jobsboard

CAMPUS SERVICES

Campus services may include the following:

- > advocacy and mediation;
- > cafeteria/canteen;
- > counselling and guidance;
- > educational support for students with a disability;
- > first aid room;
- > learning support;
- > libraries;
- > prayer room/space; and
- > recreational facilities.

Please contact the library/student hub on campus to check availability of these services.

HEALTH AND SAFETY ON CAMPUS

TAFE SA is committed to supporting the health, safety and welfare of students and staff.

Students and staff also have a legal duty to take care and protect their own health and safety and to avoid adversely affecting the health and safety of students and staff.

TAFE SA has specific health and safety policies relating to smoking, drugs and alcohol, vehicle use and car parking on campus.

Smoking is prohibited inside all buildings on campus and is restricted near entrances to buildings and where work is being undertaken by students or staff. Please observe all no smoking zones and signs. For information visit students.tafesa.edu.au/student-life/student-safety-and-wellbeing/safety-on-campus

CRITICAL INCIDENTS

19.

Critical incidents are traumatic events occurring on or off campus (within or outside Australia) which significantly impact or threaten to significantly impact student wellbeing by causing extreme stress, fear or injury. In an emergency situation first call **000** for Emergency Services. To report a Critical Incident impacting TAFE SA student/s please contact:

- > campus security;
- > any staff member on campus;

If you would like to arrange support following an incident you can:

- > call TAFE SA on **1800 882 661** get help from the Student Success and Wellbeing Counselling and Inclusion team

Visit the TAFE SA Student Website to book a student counselling appointment.

International students may call the International Student Support Consultant on **0434 078 881** (after hours).

Information about how to report a critical incident will be outlined during your orientation session. For further details please visit students.tafesa.edu.au/critical-incidents

ENGLISH LANGUAGE SUPPORT

As an enrolled TAFE SA international student, we recommend that you continue to speak, listen, read and write English at every possible opportunity. Being on campus does not necessarily mean that your English will improve. You need to make a conscious effort to practise and incorporate English into your day-to-day activities.

Apart from your study requirements, you must read, read, read – novels, non-fiction, news items on themes that interest you. If you are interested in the topic, you are more likely to enjoy the experience of reading.

ENGLISH LANGUAGE SUPPORT (CONT.)

If you live with others from your country, it is comfortable to speak in your native language when at home. Resist the temptation and encourage yourself and others to speak and listen in English. If you are only practising English in class, it will not be enough to continually improve your English skills.

In class, do not be shy. Ask questions! Sit next to someone who is not from your home country and utilise your English skills to talk and listen to them.

If you need more, TAFE SA offers at a cost, short courses in English, writing, reading, speaking and listening are also available and can be studied concurrently with any TAFE SA award course.

For information visit tafesa.edu.au/courses/education-languages/short-courses

In addition to the above, you may wish to consider:

- > Visiting your local library or community centre which may offer free or gold coin donation English language literacy sessions – conversation, reading and writing classes
- > Hire a private tutor at your own expense – contact Counselling and Inclusion or the International Student Support Consultant for assistance with locating a tutor.

For students requiring more formal English language support and training (fees apply):

TAFE SA offers English courses from elementary to advanced levels, such as General English, English for Academic Purposes and English for Academic Purposes Advanced. These courses, depending on your English skill level, range from five weeks to 12 months or more. See the English Language Centre website for details of English Language Intensive Courses for Overseas Students (ELICOS) offered through TAFE SA.

Visit tafesa.edu.au/international/english-language-centre

UNDER 18S

If you are under the age of 18 you must ensure you comply with student visa condition 8532. That is, students must have accommodation and support, and general welfare must be maintained whilst the student is under 18 years of age. To maintain your welfare, you must stay in Australia with:

- > your parent or legal custodian;
- > or a relative who has been nominated by your parents;
- > and approved by the Department of Home Affairs;
- > or have accommodation, support and general welfare arrangements in place that have been approved by TAFE SA.

If your welfare arrangements are approved by TAFE SA you cannot travel to Australia until the date that your welfare arrangements start as outlined in your paperwork from TAFE SA. You cannot change your arrangements, at anytime, without the written approval of TAFE SA.

Please refer to tafesa.edu.au/int-under-18-years

The Students Under 18 Years page provides information regarding the processes to approve welfare, accommodation and support for younger overseas students via the “Accommodation and Welfare Arrangement Form” and “Information Sheet for Parents”

INFORMATION SHEET FOR PARENTS

This information sheet is for parents or guardians of students who are under 18 years of age. It explains the options and process for arranging accommodation and welfare for students under the age of 18 years who are applying to study with TAFE SA.

ACCOMMODATION AND WELFARE ARRANGEMENT FORM

This form is for parents or guardians to arrange Accommodation and Welfare for students who are under 18 years of age.

EMERGENCIES AND CRITICAL INCIDENTS

During Orientation and/or first meeting with International Student Support Consultant, you will be provided with specific information on who to contact in an emergency, including how to seek assistance and report any incidents involving sexual, physical or other abuse. Your International Student Support Consultant can be contacted on **0434 078 881**.

Further details about the critical incidents can be found on the Students Under 18 page.



USEFUL STUDENT LINKS

21.

Department of Home Affairs:
immi.homeaffairs.gov.au

Education Services for Overseas
Students (ESOS) Framework:
education.gov.au/esos-framework

External Complaints and Appeals:
The Ombudsman SA:
ombudsman.sa.gov.au

TAFE SA – English Language Centre:
tafesa.edu.au/elc

TAFE SA International – Fees and Refunds:
tafesa.edu.au/int-fees-refunds

TAFE SA International –
International Courses:
tafesa.edu.au/international-courses

TAFE SA International –
Policies and Responsibilities:
tafesa.edu.au/int-policies

TAFE SA International –
Pre Departure and Orientation:
tafesa.edu.au/orientation

TAFE SA International – Students Under 18:
tafesa.edu.au/int-under-18-years

TAFE SA – Parchments and Results:
tafesa.edu.au/parchments

TAFE SA – Short Courses:
tafesa.edu.au/shortcourses

TAFE SA – Study Skills Hub:
[students.tafesa.edu.au/getting-help/
study-hubs](https://students.tafesa.edu.au/getting-help/study-hubs)

TAFE SA – Student Counselling
and Wellbeing:
[students.tafesa.edu.au/getting-help/
counselling](https://students.tafesa.edu.au/getting-help/counselling)

TAFE SA – Learning Support:
[students.tafesa.edu.au/getting-help/
learning-support](https://students.tafesa.edu.au/getting-help/learning-support)

TAFE SA – Technical Support:
[students.tafesa.edu.au/getting-help/
technical-support](https://students.tafesa.edu.au/getting-help/technical-support)

22.

THE RESILIENCE FACTOR

**TAFE SA – WITH YOU ON THE JOURNEY TO YOUR GOALS,
SUPPORTING RESILIENCE AND CAREER CONFIDENCE**

BE READY TO BOUNCE BACK WHEN TIMES GET TOUGH BY:

- > Aiming for success, not perfection
- > Maintaining balance in your life
- > Finding ways of connecting with others
- > Being kind to yourself
- > Learning strategies to cope with stress
- > Taking action to solve problems early

'Staying on Track – 6 Building Blocks of Resilience'
the full version of the video is available on YouTube

TAFESA.EDU.AU/SERVICES

1800 882 661 | COUNSELLING@TAFESA.EDU.AU

If you are a person who is Deaf,
hard of hearing or have a speech impairment,
contact us through the National Relay Service
accesshub.gov.au





TAFE SA LIBRARIES

SERVICES PROVIDED

- > Resources in your course area, in both print and electronic formats
- > Welcoming spaces for working individually or in groups
- > Knowledgeable and friendly staff who can help you find the most up-to-date and accurate information
- > Computing, printing and scanning facilities, and equipment to assist you in producing your assignments
- > 24/7 access to a wealth of online resources



TAFE SA Libraries

T 1800 682 661

E librarian@tafesa.edu.au

W [students.tafesa.edu.au/
student-life/libraries](http://students.tafesa.edu.au/student-life/libraries)

LIBRARY STARTER KIT

A compact guide to library services



For more information

The Library Starter Kit

tafesa.libguides.com/

[librarystarter](http://tafesa.libguides.com/librarystarter) is your online guide to library services.

LIBRARY WEBSITE

Make reservations and arrange for books to be sent to a campus convenient to you

ONLINE RESOURCES INCLUDE:

- > **Guides** compiled by librarians, with links to the resources available on your particular study area including information on study skills
- > **My Information Skills** online tutorials on organisational skills, finding information, search strategies, evaluating the quality of your sources, presenting your work and referencing
- > **Databases** of searchable online collections of articles, e-books, etc. for use in your studies including Australian Standards
- > **Streaming videos** and **e-books**
- > **Referencing** help.

TAFESA.SPYDUS.COM

NEED MORE HELP?

CHAT, EMAIL OR MEET WITH A LIBRARIAN:

STUDENTS.TAFESA.EDU.AU/STUDENT-LIFE/LIBRARIES



ICT PRODUCTS AND INFORMATION

INFORMATION AND COMMUNICATIONS TECHNOLOGY

DISCOUNTED SOFTWARE FOR STUDENTS

TAFE SA students have access to discounted software from the Software WebStore. Visit tafesa.edu.au/services/ict-support/software-webstore to install the latest Windows 10, Adobe Creative Cloud or antivirus software for your personal computer.

BORROW A LAPTOP

Several campuses have self-service laptop lockers available for students to borrow a laptop.

The laptops feature Windows 10 with Microsoft Office, and Adobe DigitalEditions installed.

HOW TO BORROW A LAPTOP

Head to tafesa.edu.au/services/ict-support/self-service-laptop-loan for a list of laptop loan locations as well as instructions for borrowing and returning a loan laptop.

IT HELP FOR STUDENTS

If you experience problems, or just need help getting started, you can get help from:

- > Student Hubs - can help you with accessing MyTAFE SA, wi-fi, resetting your TAFE SA password and basic computing functions.
- > For international students in Australia, call **1800 049 492**. These calls are free. Business hours are Monday to Friday, 9:00am to 5:00pm (public holidays excluded). If you are Deaf, hard of hearing or have a speech impairment, contact us through the National Relay Service, accesshub.gov.au
- > TAFE SA Student Orientation & Support – a site within Learn which offers information, training and advice on studying online and using digital tools and other programs (requires a Learn login to access)
- > Library – can help you with accessing MyTAFE SA, Collaborate, LEARN & email; using electronic resources; or developing skills for online learning
- > If you're studying at the Adelaide City Campus, look out for an email with information about our pop-up student-run IT helpdesk. These generally run each semester.

For more information, visit students.tafesa.edu.au/getting-help/technical-support

YOUR TAFE SA STUDENT EMAIL ADDRESS AND COMPUTER LOGIN

All students are provided a TAFE SA email address which you can use to login to TAFE SA computers and online services.

Your email address will be sent to you via the personal email address you provide and is typically written as your full name, but can also include a number where several people share a name:

firstname.surname@student.tafesa.edu.au
or
firstname.surname2@student.tafesa.edu.au

CONNECT TO WI-FI

Use your student ID number and password to connect to free Wi-Fi at your campus.

Most devices should connect to the Wi-Fi network when you follow these steps:

1. On your device, go to the wireless settings/Wi-Fi icon. Locate and select the wireless network called TAFESA-BYOD.
2. When prompted, type in your Student ID and password to connect.

You might be prompted about a certificate when connecting. You must click 'Allow' or 'Trust' if prompted.

More detailed instructions can be found at students.tafesa.edu.au and search for "WIFI".

FIRST TIME USE

It's important that you setup your TAFE SA account prior to commencing your course. To setup your account follow these simple steps:

1. Visit the MyTAFE SA (mytafesa.tafesa.edu.au) and click 'Perform a Password Reset'.
2. Enter your TAFE SA Student email address as shown in your Welcome email.
3. An unlock code will be sent to the personal email address you provided when you enrolled with TAFE SA. Enter this code in the Reset Your Password section.
4. Enter your new password. This completes the process.

Your password must meet the following requirements:

- > 8 to 16 characters
- > Contain characters from at least three of the following four categories:
 - Lowercase characters (a – z)
 - Uppercase characters (A – Z)
 - Numerals (0-9)
 - Symbols ! @ # \$ % ^ & * - _ + = [] { } | \ : ' , . ? / ^ ~ “ < > () ;

MYTAFE SA

As a TAFE SA student you get access to a variety of online systems that you'll need to regularly use, like email, your online learning environment (called Learn), the Library catalogue and the system you'll need to use to enrol. MyTAFE SA (mytafesa.tafesa.edu.au) will let you access all these in one place.

OFFICE 365

TAFE SA students can install Microsoft Office 365 Pro Plus software on up to five personal devices, including your computer, phone and tablet. This means access to the latest versions of Microsoft Word, Excel, Outlook, PowerPoint, Publisher and more.

To find out how to install Office 365, visit students.tafesa.edu.au and search for “Office365”.

If you don't want to install the programs onto your computer, you can access online versions through your web browser.

EMAIL

To access your TAFE SA email, login to MyTAFE SA at mytafesa.tafesa.edu.au. Your Inbox will show in the portal. Click 'View More' to open your email.

All your TAFE SA correspondence will be sent to your TAFE SA email address. If you want to forward your email to your personal email address, follow the steps below:

1. Login to MyTAFE SA and click on 'View More' under the Inbox.
2. Click on the Settings cog symbol.
3. Type "Forwarding" in the search field.
4. Tick Enable Forwarding and type in your personal email address.
5. Click Save.

More detailed instructions can be found at students.tafesa.edu.au and search for "email forwarding"

ONEDRIVE

OneDrive for Business is a cloud-based storage service where you can create, store and share files from any web browser. You can access your OneDrive from MyTAFE SA (mytafesa.tafesa.edu.au). It provides:

- > Online storage – Your account can hold up to 1TB of files.
- > 24/7 Access – Create, view or edit your files from any web browser or from your mobile phone.
- > Office Online – Create and work in Microsoft applications (like Word and Excel) directly in your web browser without the need to download the app on your computer.
- > Collaboration – Need to finish work for a group project? Share your files with other students, work on the same file together, and see what everyone is adding in real time. OneDrive also provides version history so you can restore and work from older versions.

TAFE SA LEARN

Learn is TAFE SA's online learning system where you can access interactive and engaging course content and assessment information. You can access learning resources, complete learning activities, communicate directly with your lecturer or other students, and complete or upload assessments.

Access Learn through MyTAFE SA (mytafesa.tafesa.edu.au).

COLLABORATE



Collaborate is TAFE SA's virtual classroom. It allows you to join in a live class with other students from any internet-connected device. Collaborate classes are scheduled by your lecturer who will provide you with information about how to access any upcoming sessions.





VISA & WORKING

YOUR STUDENT VISA

As an overseas student on a student visa, you must hold a valid student visa and Confirmation of Enrolment (COE) for the duration of your course or package of courses at TAFE SA.

On a student visa you must:

- > attend classes;
- > maintain your enrolment;
- > maintain satisfactory course progress;
- > maintain your OSHC for the period of your visa for both you and any dependants living in Australia;
- > meet the terms and conditions of your Letter of Offer with TAFE SA;
- > notify TAFE SA, if you change your address and contact details, within seven days;
- > not work in Australia before your course starts;
- > not work more than 48 hours per fortnight during the term/semester;
- > complete your course within the duration of your COE;
- > abide by any other conditions associated with your visa;
- > depart Australia prior to your visa expiry;
- > should you intend to stay longer in Australia apply for the relevant visa;
- > notify HA of any changes to your course or circumstances; and
- > notify the International Unit or your lecturer of any circumstances that may prevent you from attending classes.
- > See further details about OSHC in the Health & Safety section of this book.

LOOKING FOR WORK?

Search for Jobs through:

TAFE SA Jobs Board:

students.tafesa.edu.au/jobsboard

StudyAdelaide Job Shop:

studyadelaide.com/jobshop

All student visa holders will automatically receive permission to work with their visa. There are limitations, however:

- > you are not permitted to work until your course has started (i.e. as per your first COE course start date);
- > you can work 48 hours per fortnight while your course is in session, and unlimited hours during the official TAFE SA vacation periods; and
- > if your classes finish earlier than the official TAFE SA term dates you will still only be able to work 48 hours per fortnight until the vacation period commences.

Australia has strict laws to prevent work place exploitation.

Students who intend to work should refer to **[fairwork.gov.au](https://www.fairwork.gov.au)** for information on work rights and conditions when employed in Australia. The Fair Work Ombudsman is a service for any person employed in Australia and can assist with resolving workplace issues, such as pay/salary concerns.





TAXATION (TAX FILE NUMBER)

A tax file number (TFN) is a unique number issued to individuals and organisations to help the Tax Office administer tax and other Australian Government systems. It's one of your most important forms of identification in Australia. It's yours for life and keeping it secure is a good defense against identity theft.

While it is not compulsory to quote a TFN, without one you may:

- > pay more tax than necessary; or
- > not be able to get government benefits you are entitled to receive.

A TFN will also help you:

- > lodge a tax return;
- > ask the Tax Office about your tax affairs;
- > start or change jobs; and
- > limit the amount of tax you pay on interest or dividends earned if you have savings accounts or investments that earn income.

Your TFN is valuable. Don't share it with friends and don't provide it on the internet when applying for work. Keep it secure.

APPLYING FOR A TFN

You can apply for a TFN online after you arrive in Australia if you have a:

- > Visa that allows work rights
- > Valid overseas student visa

To apply, complete the online individual tax file number (TFN) registration. When applying online, you do not have to physically provide proof of your identity.

Applying for a TFN using false or other peoples' identity details, or misusing your TFN, can mean heavy fines or jail.

Alternatively, when you start a new job in Australia your new employer will provide you with the necessary documentation to apply for a TFN.

If you need more information about TFNs, you can visit the Tax Office website at ato.gov.au or phone **13 28 61**.



LIFE IN ADELAIDE

CLIMATE

Adelaide has a mild and comfortable climate throughout the year. It is a Mediterranean climate – warm to hot in summer and cool to cold in winter. Be aware of the harshness of the sun in summer.

Always wear a hat and sunscreen product, particularly in the middle of the day.

It doesn't snow in South Australia, but it gets quite cold and wet in winter.

Umbrellas and rain jackets are essential when you are out and about in the winter months.

Make sure to visit The Riverbank Precinct Pedestrian Bridge on the River Torrens for one of the best views in Adelaide.



AVERAGE TEMPERATURES

Summer

December – February
Mainly hot and dry 25°C – 35°C

Autumn

March – May
Mainly dry 20°C – 25°C

Winter

June – August
Cool and wet 10°C – 15°C

Spring

September – November
Little rain 20°C – 25°C

It is advisable to pack both warm and cool clothes in your luggage.

LIVING COSTS

The cost of living in Adelaide is lower than in any other mainland capital city in Australia. This means you have more to spend on food, accommodation, supplies, travel and entertainment.

Costs can vary enormously from one student to another. Costs on the below websites are for basic living costs and may not include course tuition fees, costs for textbooks, other study related needs, the purchase and running a car, television, computer, medical expenses, or any luxuries.

For further information about living costs in Australia please visit **studyaustralia.gov.au/en/life-in-australia/living-and-education-costs**

For information about living costs in Adelaide visit **studyadelaide.com/life/cost-of-living**

BANKING

It is not safe to carry large sums of money or to keep cash in your house, so we suggest you open a bank account as soon as you can. To open an account with an Australian financial institution you are required to provide proof of identity.

This is accessed on a points system and applicants need to provide “100 points” of identification to open an account. If you have been in Australia for less than 6 weeks, your passport is sufficient identification and will be considered equal to 100 points.

If you have been in Australia for more than 6 weeks use the following as a guide, but check with your bank:

70 points

(one document only can be used from this list)

- > Birth certificate
- > Passport

40 points

(must have photo or signature)

- > International drivers licence
- > TAFE SA student ID card

25 points

- > Credit card, such as
Master Card or Visa Card

See your individual bank for specific details on meeting the 100 points.

BANKING (CONT.)

Always make sure you understand the conditions of any account before you open one. Remember to ask about any special “Student Account” they may be offering. Student accounts normally have the benefit of “no bank fee charge”. However, all accounts of any kind are subject to government fees. Phone and internet banking are widely used in Australia and you should become familiar with these facilities to reduce the amount of bank fees that could be charged on your account.

Most students open an account that has access to an ATM via a card. Most supermarkets and shopping places have facilities to purchase goods with your ATM card.

Some major banks across Australia are:

- > ANZ
anz.com.au
- > Commonwealth Bank
commbank.com.au
- > National Australia Bank
nab.com.au
- > Westpac
westpac.com.au

Alternatively, see studyadelaide.com/student-portal/before-you-arrive/money-matters

ACCOMMODATION

Where to live is one of the most important decisions you make to ensure your time in Adelaide is a happy one. You can choose from living in purpose-built student housing or renting a room, unit or house in the private rental market,

To assist you in choosing the type of accommodation that would most suit you visit the below websites:

- > tafesa.edu.au/int-accommodation
- > sa.gov.au/topics/housing/renting-and-letting/renting-privately/tenancy-information-in-languages-other-than-english
- > studyadelaide.com/life/student-accommodation-adelaide

PRIVATE RENTAL ACCOMMODATION

Renting a house, unit or apartment involves entering into a lease agreement with a landlord or real estate agent.

This also requires the payment of a security bond (usually equal to four weeks’ rent, refundable at the end of the lease) as well as weekly, fortnightly or monthly rent payment. Rental accommodation is usually unfurnished and the rental amount will vary depending on the location and type of accommodation. To keep costs down, some students choose to share accommodation. Be aware that if only your name is on the lease and you are sharing with others you will be responsible for bond, rental fees, utilities and any costs of breakage. For accommodation disputes please refer to the Legal Services Commission. Refer to section “Legal”, page 41 in this book.

SHARE ACCOMMODATION

Sharing a rental home with other students is a good way to live independently while sharing costs. Students studying at the same campus may find living and travelling together a practical option and many students choose to share a rental in their second or subsequent years of study once they have established friendships. Sharing can be the cheapest option but it is important to have a clear idea of how chores and bills will be divided.

HOMESTAY


If you would like to practice your English in and out of the classroom, while also learning more about Aussie culture, you can find a homestay family to live with during your stay in Adelaide. For further information visit Australian Homestay Network website homestaynetwork.org

REGENCY INTERNATIONAL HOUSE

Located on Regency Campus, villa-style complex.

Each villa houses four students within which students can create their own “home away from home”. For further information contact Regency International House by email rih@tafesa.edu.au or phone **+61 8 8348 4000**.

For more information, visit tafesa.edu.au/rih



TRANSPORT

DRIVING A CAR

There are many things to consider before you think about driving a car in Australia.

You may only use an international drivers licence. If it is written in a foreign language it must be accompanied by an English translation. You are required to carry your licence at all times while driving, to produce to police upon request. For more information visit sa.gov.au/topics/driving-and-transport/licences/interstate-and-overseas/driving-with-an-overseas-licence

To get an Australian Drivers Licence refer to mylicence.sa.gov.au/my-car-licence

REGISTERING AND INSURING YOUR VEHICLE

It is illegal to drive an unregistered vehicle in Australia. Vehicle registration includes compulsory third party insurance, which covers any costs incurred for personal injury to another person if you are involved in an accident. Comprehensive insurance covers damage to your car and can also cover damage caused to other vehicles, property, theft and more.

ROAD SAFETY

Statistics show that motor vehicle, pedestrian and cycling accidents are the highest cause of death in Australia for international visitors. Please read the following safety tips:

CYCLING

- > Always wear a bike helmet with the strap fastened securely. This is the law in Australia.
- > Follow the road rules, including stop signs and traffic lights.
- > Ride on the left side of the road.
- > Never ride against traffic.
- > Ride single file.
- > When passing another cyclist or pedestrian, let them know your position by sounding the bike bell or shouting "passing".
- > Check behind you when changing lanes.
- > Use a hand signal before making a left or right turn.
- > Don't swerve or make sudden turns.

- > Ride at least one metre away from parked cars. Someone could open their door unexpectedly.
- > Listen for cars approaching from the side or behind you.
- > Don't follow cars too closely, as the driver might not see you. Keep your hands on or close to the brakes.

E-SCOOTERS

If you are at least 18 years old, you can ride an e-scooter.

There are two companies that operate e-scooters across Adelaide. To get started, download the app to your mobile device and then create an account, which includes payment details.

Rules apply to the use of e-scooters in South Australia, which you can learn about on mylicence.sa.gov.au/road-rules/e-scooter-trial



ROAD/VEHICLE SAFETY

- > Australians drive on the left hand side of the road. When crossing a road, look to the right before stepping off the kerb.
- > It is compulsory to wear your seatbelt at all times and keep to the speed limits as indicated by the signs.
- > In Australia there are harsh penalties for driving under the influence of alcohol (0.05 is the alcohol limit) or a drug. Random Breath Testing and speed cameras are used in South Australia.
- > It is illegal for the driver of a car to be talking on a hand held mobile phone while driving.
- > It is compulsory to wear a helmet when riding a motorbike or bicycle.

There are many other road safety and driving laws. Students should ensure that they are familiar with the Australian Road Rules, before they drive a vehicle.

- > Remember to service your car regularly, or as recommended by your mechanic/ car seller.
- > Check your tyre pressure, oil and water/coolant levels in your car regularly especially if you are going to travel on a long trip.
- > It is advisable to become a member of RAA roadside assistance. If your car breaks down a RAA staff member will come and help you get back on the road free of charge. There is an annual registration fee applicable and for further informational contact RAA on **8202 4600** or see **raa.com.au**

PUBLIC TRANSPORT

Adelaide's public transport system provides bus, train and tram services.

For information on public transport visit **adelaidemetro.com.au**

You should also download the metroMATE app to your phone.

CONCESSION CARDS

Once you have your student ID card you will be eligible for discounted public transport. Please purchase the Green Concession card, not the yellow student card which is for primary and high school students.

You must always travel with a valid student card when utilising the concession fare rate. If you do not, you may be fined. See **adelaidemetro.com.au/tickets-and-fares/adelaide-metro-fares#concessionfares** for further details.

SIGNALLING BUSES

To stop a bus, signal the driver by moving and raising your arm. If the bus approaching is not the one you wish to take, then stand back.

FIRST STOP OR EXPRESS BUSES

Buses displaying "First Stop" or "First Set Down" means that no passenger is permitted to get off the bus until the indicated stop is reached. "Express" buses have limited pick up and set down stops.

They usually run between major suburbs and the city during peak traffic hours. If you are not sure you are catching the correct bus always ask the driver before you board the bus.

TAXIS

Taxi services are also available, however they are expensive. All taxis operate on a set rate per kilometre as displayed on a meter with additional charges for luggage and phone bookings if applicable.

You can hail any unoccupied taxi from the street or make a booking with any of the taxi companies.

Uber is also available. You can order an uber driver via an app that allows passengers to hail a ride.

Adelaide Independent Taxi Service

T 132 211

Internet Booking Service:

aitaxis.com.au

Download the app

Suburban Taxi

T 131 008

Internet Booking Service:

131008.com

Download the app

13cabs

T 132 227


Internet Booking Service:

13cabs.com.au

Download the app

Uber

uber.com/global/en/cities/adelaide



Looking for a place to eat and drink?
Check out Peel Street in the CBD, not
far from Adelaide City Campus!



ETIQUETTE

ALCOHOL

It is common for Australians over 18 years of age to enjoy alcoholic drinks in social settings. You might find yourself at a friend's house, a BBQ or a meal where people have drinks such as beer, wine or spirits. You should not feel obliged to accept an invitation to have an alcoholic drink. Simply saying "no thanks" or "Something non-alcoholic will be fine, thank you" will suffice and people will not take offence. There are heavy penalties for driving under the influence of alcohol. It can cost you thousands of dollars and you can lose your licence and even go to jail.

DRUGS

It is against the law to buy any drugs that are not prescribed by the doctor. If you are out in a pub/nightclub, you should be aware of others "spiking your drink" (this is when someone puts drugs into your drink, without you knowing).

SMOKING

Australia has strict laws regulating cigarette, cigar and pipe smoking. Before smoking, make sure you are in an area where it is allowed. You can be fined for smoking in a non-smoking area.

Smoking is forbidden on public transport and in many buildings including cafés and restaurants.

If you are at a non-smoker's house, it's not polite to smoke inside. You may ask, however, if you can go outside for a smoke. Out of politeness they may invite you to smoke inside. It would be best, however, to refuse the offer and go out to the front or back yard to smoke.

BARTERING

Generally bartering or bargaining is not used in Australian shops.

The prices marked are the prices at which goods are sold. It is advisable to shop around as prices do vary.

LITTERING

Even though you may see rubbish or litter lying around, it is against the law to drop papers etc or throw anything out on to the street. Put your rubbish in a bin.

HYGIENE

It is not OK to spit anywhere – it is against the law to spit at someone.

DRESS CODE

Neat casual clothing is worn on all but a few formal occasions. There are very few times when a student would be required to wear a suit or formal dress. On campus most students wear jeans or other casual trousers or skirts. Wear clothing in which you feel comfortable. There is no need to conform to the Australian style of dress if you do not wish to do so.

CONVERSATION

Be patient, Australians sometimes need time to adjust to your accent when you speak. In fact, many often show interest in different accents and admiration for people who speak more than one language.

EQUALITY

In Australia men and women are considered equal. Wealth and position are not regarded as justification for treating another person as less than equal. A good guideline is to treat other people as you would like to be treated.

Australian women may seem more independent and self-reliant than those in your country. You should not assume their moral sense is any less. This reflects the relative equality of men and women in Australia compared to many other countries. Australian women expect to be treated as equals and will resent any suggestion that you regard them as inferior. There are laws which promote Equal Opportunity in Australia. To some, women may at times appear to dress rather boldly.

SEXUAL HARASSMENT

Sexual harassment is any unwelcome behaviour of a sexual nature in the work or learning environment.

It may include requests for sexual favours, deliberate physical contact, wolf whistles, persistent and unwanted social invitations, persistent questions about a person's private life, suggestive comments, displays of graphic material and offensive material and/or messages.

SEXUAL HARASSMENT IS ILLEGAL AND CAN BE A CRIMINAL OFFENCE.

It is acceptable, particularly in younger circles, for women to wear jeans, shorts, brief tops and swimsuits. This is usually an indication that they are comfortable in such clothing and does not mean that they are trying to be provocative.

INVITATIONS

It is considered rude not to keep an appointment once you have accepted an invitation. If you do not wish to accept an invitation, the Australian custom is to say so immediately or let someone know as the date for the activity approaches.

While we care about other peoples' feelings and like to be polite, sometimes it is necessary to say "no" or to decline an invitation.

If you are invited by someone to participate in something and you cannot attend, or do not want to attend, we would still prefer that you say "No thank you, I'm not able to attend" rather than say you will attend, and not turn up on the day.

INFORMALITY

Australians tend to be casual, both in dress and speech. Most Australians greet each other by using first names. With older people, however, use their title and surname (Ms or Mrs Black, Dr Brown, Professor Green) until you are invited to use their first name.

You may be surprised to see students being very informal with lecturers and others in positions of authority. This is usual and acceptable in Australia for people who know each other well.

GREETINGS

Australians tend to greet a person they are meeting for the first time with a firm handshake and maintain eye contact. This is their way of showing warmth and respect.

Phone or text before visiting someone. It's polite to contact a friend before visiting as many people do not like to receive unexpected visitors.



MEALS

If someone asks you to go to their house for something to eat, it's normal to ask them whether you can contribute by bringing some food or drink. If they say "No", it may still be advisable to take a bottle of wine or non-alcoholic drink. If someone invites you to "bring a plate" they are asking you to bring some food. Ask what they would prefer you to bring. After a meal it is polite to ask your hosts if they would like help with the washing up. They may refuse. Ask "Are you sure?" – they will probably refuse your invitation to help. After you eat, it's expected you will stay for an hour or two and then return home.

RACISM

You may find some people are not willing to be friendly or to accept you because of racial or cultural differences. Unfortunately, such people exist in every society and should not be regarded as typical Australians.

RELATIONSHIPS WITH OLDER PEOPLE

In your country there might be acceptable forms for displaying respect by the younger to the older person. In Australia people of different ages tend to regard one another with a much greater sense of equality. If you are a mature international student you may be conscious of this. For instance, the son or daughter of an Australian friend or neighbour may call you by your first name. No disrespect is intended.

TAKE YOUR TURN IN A QUEUE

Queuing up is part of the way of life in Australia. You will see people standing in line waiting to be served, at an Automatic Teller Machine (banking), getting on the bus, in the TAFE SA cafeteria and at the movies. You simply join at the end of the queue!

CULTURAL EXPECTATIONS

Australia is a casual society with people from many cultures. The Australian lifestyle encourages visitors to maintain and share their cultural beliefs and traditional practices. At the same time, there is an expectation that you will respect the right of others to do the same.

COURTESY AND PUNCTUALITY

Cultures throughout the world consider courtesy a priority. The use of "please" and "thank you" is important, and it is always good to check if people have the time to attend to you when you need assistance. It is necessary that you arrive on time for classes or appointments.

It is very rude and disruptive to others if you are continually late for classes and you will earn yourself a bad reputation if you are continually late. Always plan ahead to avoid being late for appointments. It is your responsibility to follow up with your lecturer if you miss classes, assignments and deadlines.

Have you heard of the 'Mall's Balls'?

This is an iconic meeting place in Rundle Mall for locals and visitors.





LEGAL

Some international students may require legal assistance and advice whilst studying in Australia. The Legal Services Commission has an excellent website which provides details on the sorts of issues a student may face: visa and immigration, accommodation and renting, employment, accidents and injuries, criminal matters, financial issues, traffic offences, and many more. In the first instance, you may wish to contact the International Student Support Consultant at the International Unit, or Counselling and Inclusion via the Library/Student Hub on your campus, who may then refer you to another service for more specific information and assistance.

For more information please visit lsc.sa.gov.au

SIGNING CONTRACTS

It is very easy for students to complete transactions by signing a contract of purchase. This happens frequently when purchasing larger items such as cars, furniture, computers and mobile phones.

It is really important that you read all contracts associated with these purchases very carefully. If you are unsure about the wording or statements contained within the contract, please ask for assistance from staff within the International Unit. Again, do this before you sign any contract.

For some contracts, there is a “cooling off” period. This means that the seller is allowing you some time to think about the offer before you accept it. If there is no “cooling off” period – you are responsible for the purchase from the time of receiving the merchandise associated with the contract. Failure to make payments as required under the contract conditions

could result in you being sued or being sent to court for non-payment and the merchandise can be repossessed. Please be very sure of your rights and responsibilities in any contract situation.

All contracts will have details of penalties associated with non-compliance, so make sure that you understand these penalties before signing.

GENERAL INSURANCE INFORMATION

It is important that you consider insurance for any purchases that you may make, particularly where the purchase is for a considerable amount of money such as for a car, stereo, television or computer.

In the case of a car purchase, if you do not adequately cover the purchase cost of the vehicle and you have an accident, you may not be covered for the cost of repairs or replacement of your own vehicle. Furthermore, if you are at fault in an accident you will be liable for the damage to other people’s property and vehicles, which can be extremely expensive.

Although insurance costs may seem high to you, taking out insurance cover will protect you in the event of burglary, accidents or loss. You should consider insuring various purchases including computer hardware, furniture, vehicles, personal items like jewellery to avoid heartache and expense.

Again, it is important to look at options, read contracts and understand the requirements of any document. But it is also important to protect yourself by being vigilant and careful.

Contact the International Unit if you need assistance in finding an insurance company.

HEALTH & SAFETY



STUDY/LIFE BALANCE

A balanced approach to your study and other life activities is critical to your success in achieving your student goals. Make healthy life choices in all the important areas, as there will always be temptation from personal ambition and pressure of family obligations for your study-related tasks and strive for study related goals, but sometimes you may neglect other areas of our life. This may cause you sickness or being overworked and you may end up suffering increased stress.

IMPORTANT TIPS

- > Make sure you get enough sleep.
- > Plan to have free time, meet new people and spend time with friends.
- > Stay active, exercise regularly at least 30 minutes a day.
- > Eat healthy. Take away foods should only be a sometimes food.
- > Learn to use your time effectively, get and stay organised.
- > Drink lots of water.
- > Take time out to have fun.

OVERSEAS STUDENT HEALTH COVER (OSHC)

OSHC is compulsory for all international students. This insurance will cover visits to doctors, specialists and hospitalisation, ambulance, pathology services, x-rays and some prescriptions. The cover does not include pharmacy, dental, physiotherapy or optical.

Your OSHC temporary e-card will be emailed to you on your arrival in Adelaide. Register your address with your OSHC provider and they will post to you a hard copy card.

It is your responsibility to ensure you continue to have OSHC for the entire duration of your visa for you and any dependants in Australia with you. If you allow your cover to lapse and you require medical assistance you could incur a large account for the services received and be responsible for the full payment. It is also a condition of all student visas that medical insurance is maintained.

For queries regarding your health cover, contact your Health Provider. Alternatively, you can seek assistance from the International Unit if you have purchased cover through TAFE SA.

FINDING A DOCTOR

As soon as possible you should locate your closest Medical Centre or doctor, also known as a General Practitioner (GP), to where you live. Then, when you are sick you will already have the details to make the appointment to see the doctor.

If you miss any classes due to illness you will need to get a medical certificate from your doctor or pharmacist. You will then need to give the certificate to your lecturer to support your absence from class.

If you're in need of safe, practical health information, and prefer to speak to someone on the telephone or read the advice, you can call the healthdirect phone line on **1800 022 222** or visit their website **healthdirect.gov.au**. This service is provided by the Australia government and offers you free advice on a range of health concerns.

Living and studying in a new culture and country can be challenging. It may take a while for you to adjust to your new life in Adelaide. If you feel homesick, lonely, depressed or stressed, talk to your friends, family, staff, lecturers, a TAFE SA counsellor or a doctor.

CRISIS AND EMERGENCY CONTACTS

Emergency Services (Police/Fire/Ambulance)

Call 000
(or 112 from mobile phones)

Lifeline (24-hour counselling)

13 11 14

Suicide Call-Back Service

1300 659 467

Mental Health Triage Service (24 hours)

13 14 65

Headspace Mental Health Services

1800 063 267
(available for 12-25 years)

Yarrow Place

1800 817 421
(24 hours, seven days a week)
for counselling and advice for people who have been sexually assaulted.

National Sexual Assault, Domestic Family Violence Counselling Service

1800 737 732
(1800 RESPECT)

SA Police

131 444
for non-emergency/life threatening assistance

SEXUAL HEALTH

If you have any questions or concerns about your sexual health you can make an appointment with a doctor.

For more information, please visit sahealth.sa.gov.au. Go to the 'Conditions' tab and select 'Sexual Health'.

Alternatively, contact Shine SA for sexual health and relationship wellbeing shinesa.org.au

SAFETY AND SECURITY

It is wise to be conscious of your own personal safety and security and that of your belongings.

It is important that you do not carry large amounts of cash with you especially in public places. If you do need to carry large amounts of cash be careful and make sure that it is not visible and do not show it to anyone.

Make sure that you carry identification with you at all times in case of an emergency with a contact name, address and phone number for people to contact. This contact can be someone from TAFE SA International. As an added precaution, it is a good idea to have your photo with emergency contact details with family or friends.

Whilst on campus do not leave any belongings unattended, and in the event of any loss, contact security staff or staff in the International Unit immediately.

Do not carry your passport with you, unless it is required. Always keep it in a safe place. If necessary, carry a copy of your passport for identification purposes.

Make sure all equipment and books are clearly marked with your name and contact details. Do not leave articles lying around unattended.

If you have any problems with theft or you are harassed in any way – speak to someone urgently so that you can receive immediate help.

The South Australian Police will assist you in any situation and can provide foreign language speakers if necessary.

Whatever you do – if you are unsure of your safety seek help immediately.

Your safety is important.

HOME SECURITY

Burglaries take place all over the world. Unfortunately, some of you may experience the misfortune of having your home broken into and/or burgled during your time in Adelaide. You can reduce the risk of this happening by following some simple tips:

- > Use an engraver or UV pen to mark your belongings with your drivers' licence number or passport number. This will make it difficult to resell stolen property and may, therefore, deter a thief from stealing them in the first place. This will also enable police to return stolen property to the rightful owners when recovered.
- > Lock/hide away valuable items when not in use.
- > Close blinds/curtains when it is dark outside, to avoid people seeing into your house.

- > Ensure appropriate locking devices are fitted to all doors and windows and secure them whilst asleep and before leaving your home. (You may need to discuss having appropriate locks installed with your landlord if they are not already in place.)

Take out a "Home Contents Insurance" policy and record all relevant details on a property checklist and keep it in a safe place for insurance claim purposes. There are a number of good insurance providers in South Australia who can arrange affordable insurance cover for you.

If you plan to return home or go away for the holidays, you are encouraged to take extra security precautions, such as:

- > Leave a spare set of keys with a trusted neighbour or friend. Do not leave keys hidden outside.
- > Do not leave anything lying around outside which can be used to break into your home and lock away garden tools and ladders.
- > Turn your telephone and doorbell volume down to low.
- > Never leave a holiday message on your answering machine.
- > Turn off unnecessary appliances.
- > Use timer switches to turn on lights and radios. Tune to talk back programs as it gives an impression of people at home.
- > Give your trusted neighbours instructions on what to do if your alarm is activated.
- > Cancel all your regular deliveries (newspaper, bottled water etc).

- > Hang some old clothes on your clothes line.
- > Leave your curtains and blinds partially open. People will not be able to see straight in and you will create doubt about whether someone is home.
- > Ask a trusted neighbour to park their car in your driveway.
- > Take all spare keys with you.
- > Arrange collection of mail and junk mail daily from your letter box by a trusted neighbour or friends, or organise for Australia Post to hold your mail until you return.
- > Have your rubbish bins put out on rubbish collection days by your neighbour or friends and brought in on the same day.
- > Leave emergency contact details with your trusted neighbour.
- > Ask neighbours to report any suspicious activity to police. For further information visit SA Police website **police.sa.gov.au/___data/assets/pdf_file/0007/890197/Are-you-covered-home-security-tips.pdf** and read the holiday safety booklet **police.sa.gov.au/___data/assets/pdf_file/0005/1253516/Holiday-Safety.pdf**

For police assistance call **131 444**.

BEACH SAFETY

Adelaide has many beaches and as an international student you may be very unfamiliar with how dangerous a beach and beach swimming can be.

Australians love the beach and so will you!

Please make the time to watch the below beach safety video for international students **beachsafetyhub.org.au/resources-&-program/international-student-videos**

1. SWIM BETWEEN THE RED AND YELLOW FLAGS

They mark the area that is watched by surf lifesavers and lifeguards.

2. RAISE YOUR ARM

If you need help in the water, raise your arm and shout for help. Stay calm, float and wait for help.

3. SAFETY SIGNS

Look for the safety signs as they tell you about the dangers at the beach.

4. ASK A LIFESAVER

Ask a lifesaver about safety at the beach or where to swim.

5. SWIM WITH A FRIEND

Watch your children at all times when they are in the water.

If you get into trouble or see someone that is in trouble in the water, call for a surf lifesaver/lifeguard or telephone **000**.

OTHER THINGS TO REMEMBER

- > Always make sure you can stand up and touch the bottom when in the water.
- > Do not swim immediately after you have eaten a meal.
- > Only swim during daylight hours and at beaches that are patrolled by lifesavers/lifeguard.
- > Do not swim after drinking alcohol.
- > Never jump or dive into the water.

WANT TO FIND OUT MORE?

For more information about general beach safety please refer to **sls.com.au**

Keep yourself and others safe by remembering and sharing the following beach safety rules.

SUN SAFETY

To avoid sunburn and dehydration from increased exposure to the heat and ongoing over-exposure to the sun, it is important that you protect yourself from sun rays (UV rays) by covering up with long sleeves, a hat and SPF+50 sunscreen. Also remember to drink plenty of water in moderation.



TAFE SA INTERNATIONAL CAMPUSES

Adelaide Centre for the Arts

39 Light Square, Adelaide, SA 5000
T +61 8 8463 5000

Adelaide City

120 Currie Street, Adelaide, SA 5000
T +61 8 8207 8200

Barossa Valley

Old Kapunda Rd, Nuriootpa, SA 5355
T +61 8 8562 0500

Gilles Plains

Blacks Road, Gilles Plains, SA 5086
T +61 8 8207 1100

Regency

Days Road, Regency Park, SA 5010
T +61 8 8348 4444

Tonsley

1284 South Road, Clovelly Park, SA 5000
T +61 8207 2800

Urrbrae

505 Fullarton Road, Netherby, SA 5062
T +61 8 8372 6800

For the most up to date and detailed information contained in the guide, please visit the TAFE SA International website tafesa.edu.au/international





TAFESA.EDU.AU/INT
+61 8 8207 8279
E: INTERNATIONAL@TAFESA.EDU.AU

FOLLOW US
YOUTUBE.COM/TAFESAINTERNATIONAL
FACEBOOK.COM/TAFESAINTERNATIONAL
INSTAGRAM.COM/TAFESAINTERNATIONAL

Accurate as at January 2025.
Courses listed in this guide are subject to change.
Please refer to the TAFE SA international website for up-to-date
course information, including delivery modes, locations and fees.

If you are a person who is Deaf, hard of hearing or have a speech impairment,
contact us through the National Relay Service **accesshub.gov.au**

